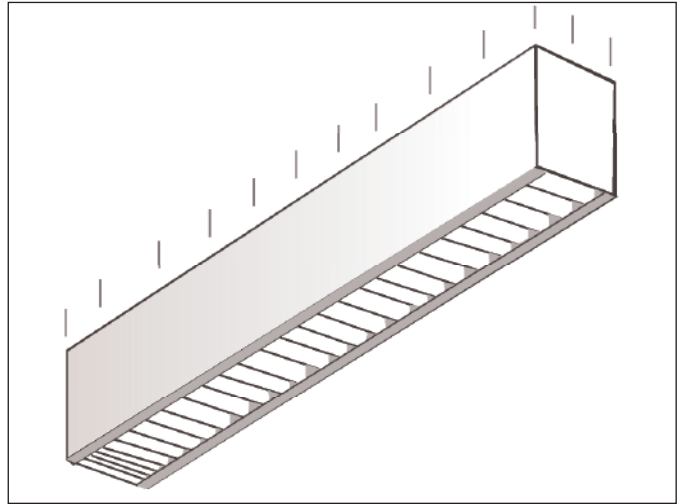
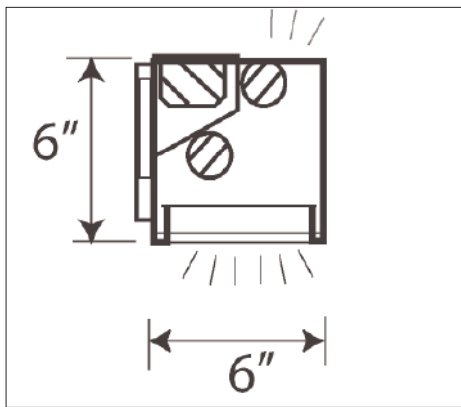


SERIES 66 (WI66) WALL MOUNT SEMI-DIRECT

All units provided with wall mounting bracket. Able to be mounted individually or in continuous rows.



Dimensional Data



45% Uplight

Specifications

Construction: Fixture housings are die formed and spot welded for rigidity and clean appearance. Internal baffle separates uplight and downlight components for a 45% uplight. Diffuser or baffle lays in directly on to fixture flange on two sides.

Finish: Powder painted white visible surfaces. High reflectivity coated, reflecting surfaces for improved efficiency.

Custom colors are available: consult factory.

Wiring: Standard voltage T8 Universal.

Approval: All units are Underwriter's Laboratories (UL) approved.

Ordering Information

SERIES 66 (WI66) WALL MOUNT SEMI-DIRECT

Catalog #	Lamp	Length
WI66-2-120	1-F17T8	2'
WI66-3-130	1-F25T8	3'
WI66-4-140	1-F32T8	4'
WI66-6-130T	2-F25T8	6'
WI66-8-140T	2-F32T8	8'
WI66-2-220	2-F17T8	2'
WI66-3-230	2-F25T8	3'
WI66-4-240	2-F32T8	4'
WI66-6-230T	4-F25T8	6'
WI66-8-240T	4-F32T8	8'

Add Suffix EB-Electronic T12

Ballast Options

- EBO-** Electronic T8
- EB-** Electronic T12
- DIM-** Dimming Ballast
- EM-** Emergency Ballast (1 lamp)
- EM/2-** Emergency Ballast (2 lamp)
- RFI-** Radio Interference Filter
- FS-** External Fuse and Holder

•Note: Consult Factory on
Compatibility EM/2 Option.

Refer to back side for Shielding Options

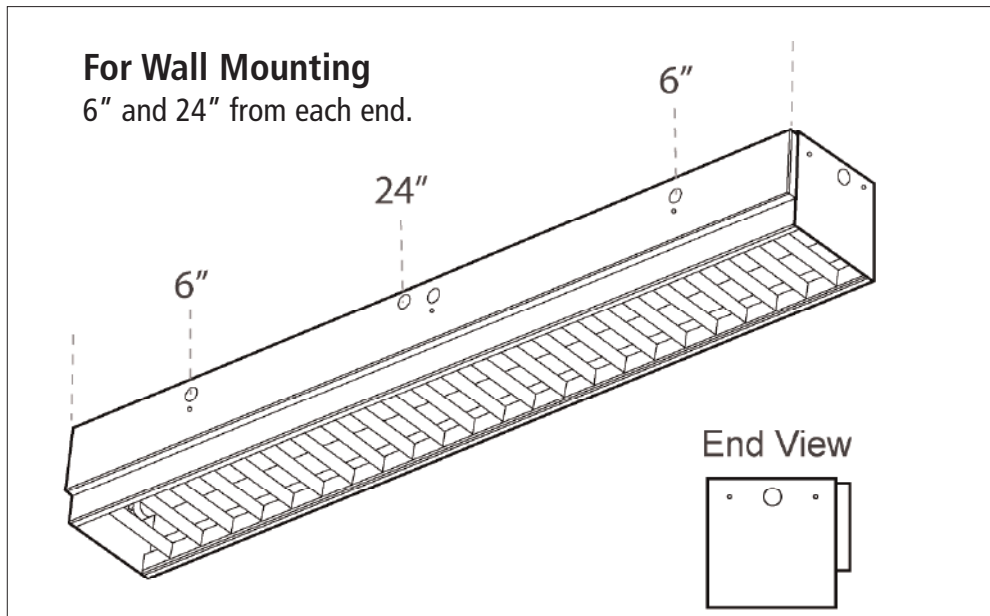


SERIES 66 (WI66) WALL MOUNT SEMI-DIRECT

Shielding Options

A-	Flat .110 Prismatic Acrylic	ALCB-	3" x 3" Parabolical Anodized (Alum)
A 125-	Flat .125 Prismatic Acrylic	PAS-	9/16" x 9/16" x 1/2" Specular Silver Parabolic Louver
FOA-	Flat .080 Opal Acrylic	PAS 34-	3/4" x 3/4" x 3/8" Specular Silver Parabolic Louver
PL-	1/2" x 1/2" x 3/8" White Cubed Louver	PVS-	1-1/2" x 1-1/2" x 1" Specular Silver Parabolic Louver
CB-	1" x 1" OC White Cross Baffle (Alum)		

Installation Data



Photometrics: Photometric Information available upon request.

