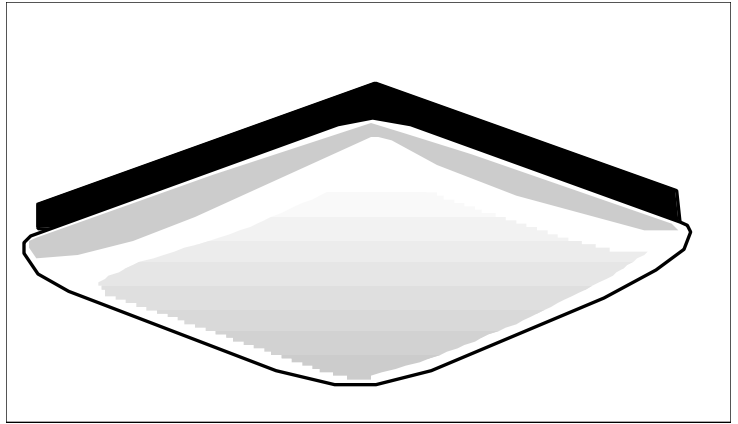
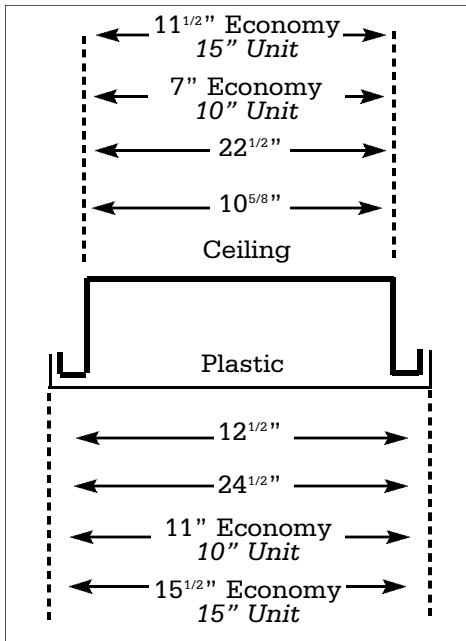


CONCEPT 7 SERIES

A puff of light to illuminate the most discriminating office or home. A shallow contemporary opal acrylic diffuser softly and evenly distributes light at comfortable levels.



Dimensional Data



Specifications

Construction: All metal parts die formed from heavy gauge cold roll steel housing spot welded to insure uniformity and dimensional stability.

Finish: All metal parts are thoroughly cleaned and treated to prevent rust and deterioration with a phosphate coating applied automatically in a five-stage process. Surfaces are then sprayed with high quality white enamel to provide a minimum of reflectance of 89%. Standard exterior color is white. (Black available upon request)

Diffuser: One piece .170 smooth opal 100% acrylic for a fully luminous light source. Special concealed hinges allow lens to swing down from either side to facilitate relamping.

Wiring: All ballast are high power factor ETC-CBM class "P". 120 volt except where noted

Approval: All units are Underwriter's Laboratories (UL) approved.

CONCEPT 7 SERIES

STANDARD

Type	Lamp	Size
C7-14-240ES	2-F40RS	1x4, 5 5/8" DEEP
C7-14-440ES	4-F40RS	1x4, 5 5/8" DEEP
C7-22-420	4-F20T12	2x2
C7-22-620	6-F20T12	2x2
C7-22-240UES	2-F40U	2x2
C7-24-240ES	2-F40RS	2x4
C7-24-440ES	4-F40RS	2x4
C7-24-640ES	6-F40RS	2x4

ECONOMY-WHITE BODY ONLY

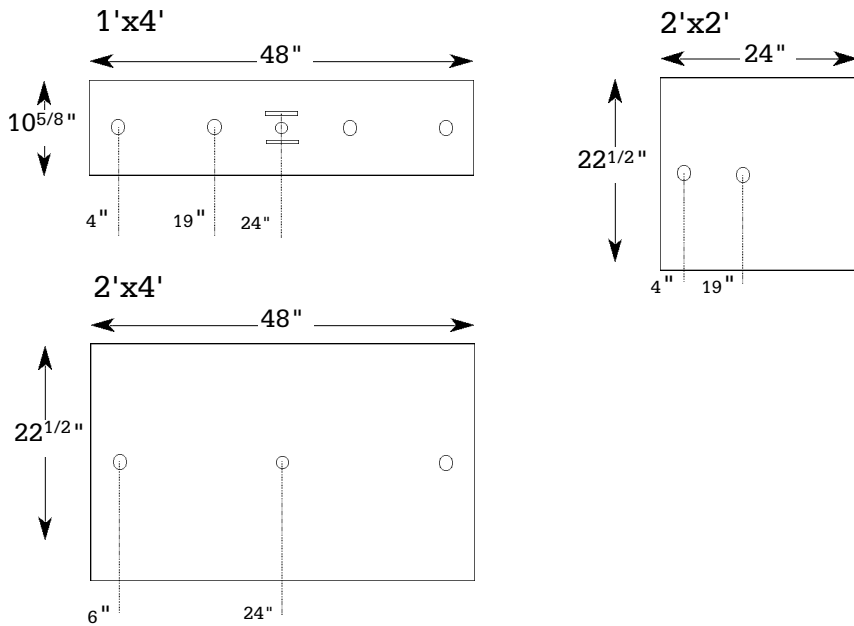
Type	Lamp	Size
C7-10-240ES	2-F40	1x4, 5 5/8" DEEP
C7-15-420	4-F20T12	15" x 2
C7-15-240ES	2-F40	15" x 4
C7-15-440ES	4-F40	15" x 4

Add Suffix "EBO"-Electronic "T8" Add Suffix "EB"-Electronic "T12"
Add Suffix "BLK"-Black Body Option



CONCEPT 7 SERIES

Installation Data



Economy



Photometric Information
available upon request.