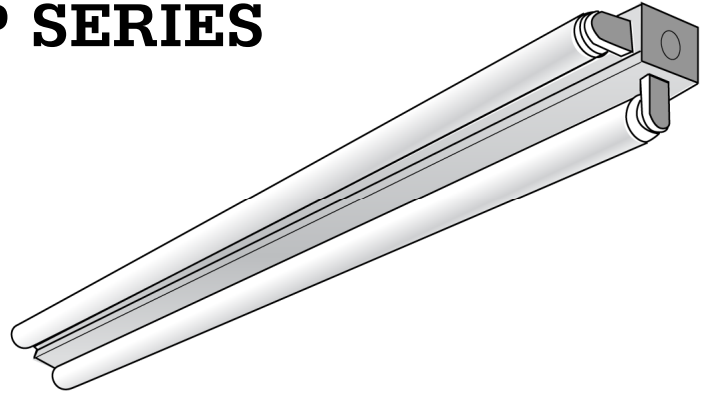
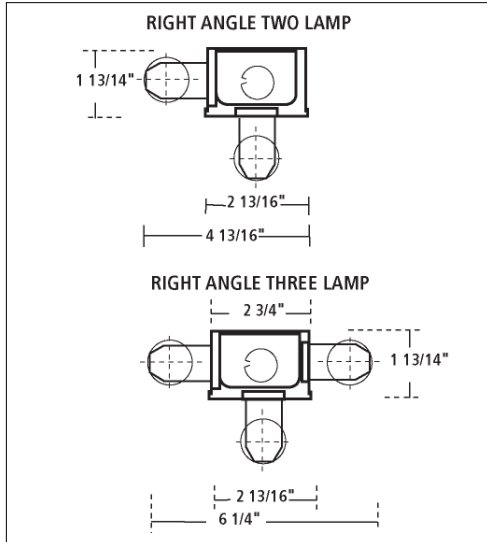


RIGHT ANGLE STRIP SERIES

Specially designed open strip channel to provide maximum illumination in a small area. Available in lengths from 18" to 96" and is ideal lighting for coves and behind facades.



Dimensional Data



Specifications

Mounting: Fixtures may be ceiling or wall mounted individually or in continuous rows. When mounting in rows, turn end cap ninety degrees for joiner strap.

Construction: Fixture housing is die formed of heavy gauge cold rolled steel to insure uniformity and dimensional stability. Adequate knockouts and mounting holes for either ceiling or wall mounting.

Finish: All metal parts are cleaned and treated to prevent rust with a phosphate coating applied automatically in a five stage process. All parts are electrostatically sprayed with high quality white enamel to provide a minimum reflectance of 87%.

Wiring: All ballast 120 volt standard.

Approval: All units are Underwriter's Laboratories (UL) approved.

Ordering Information

<i>Catalog #</i>	<i>Lamp</i>	<i>Catalog #</i>	<i>Lamp</i>	<i>Length</i>
ELECTRONIC T12		ELECTRONIC OCTRON T8		
SM215RAEB	2-F15T12	SM220RAEBO	2-F17T8	24"
SM220RAEB	2-F20T12	SM230RAEBO	2-F25T8	36"
SM230RAEB	2-F30T12	SM230TRAEB	4-F25T8	72"
SM230TRAEB	4-F30T12	SM240RAEBO	2-F32T8	48"
SM240RAEB	2-F40T12	SM240TRAEB	4-F32T8	96"
SM240TRAEB	4-F40T12	3 Lamp		
SM315RAEB	3-F15T12	SM320RAEBO	3-F17T8	24"
SM320RAEB	3-F20T12	SM330RAEBO	3-F25T8	36"
SM330RAEB	3-F30T12	SM330TRAEB	6-F25T8	72"
SM330TRAEB	6-F30T12	SM340RAEBO	3-F32T8	48"
SM340RAEB	3-F40T12	SM340TRAEB	6-F32T8	96"
SM340TRAEB	6-F40T12			

Photometrics: Photometric Information available upon request.



RIGHT ANGLE STRIP SERIES

Options and Accessories Add Suffix

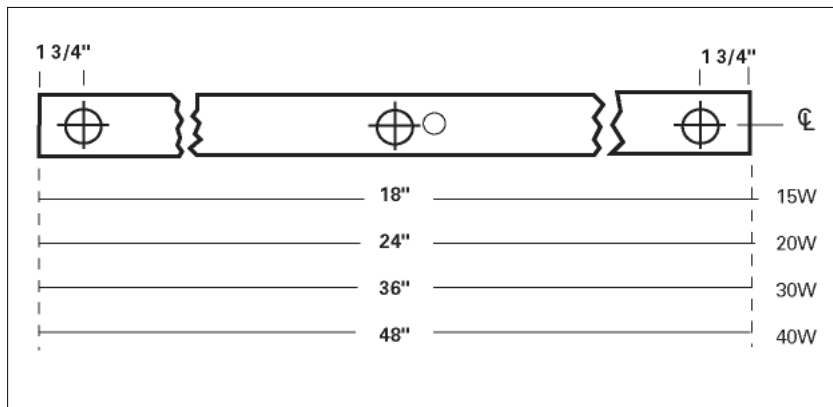
*DIM	Dimming Ballast
EM	Emergency Ballast (1 lamp)
•EM/2	Emergency Ballast (2 lamp)
RFI	Radio Interference Filter
FS	External Fuse and Holder
CORD-3W	6' 3 Wire Cord and Plug

* Available Electronic T12 or Electronic T8.

Note 1: Slimline Electronic T8 0 degrees Standard.

Consult Factory on Compatibility EM/2 Option.

Installation Data



NEW ENGLAND
LIGHTING
INCORPORATED