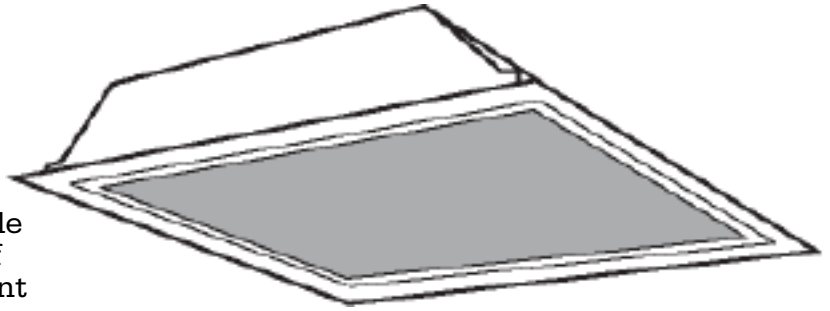
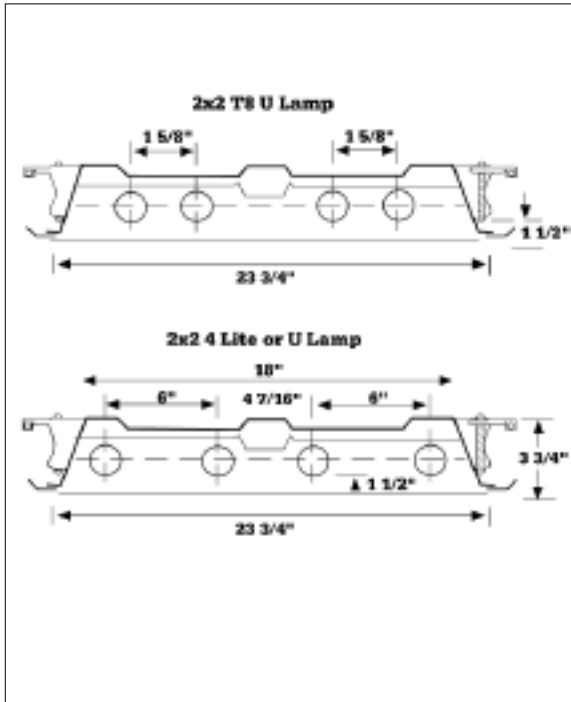


RECESS TROFFER FLANGE 2X2

Heavy duty recessed flanged fixture designed for installation in plaster or concealed mechanical ceilings. Multiple lamp quantities along with a variety of diffusing media to meet and compliment most lighting specifications.



Dimensional Data



Specifications

Mounting: Designed for recess installation in either H or Z spline, plaster, or wood frame ceiling. Integral level lugs allow for positive mounting and alignment to ceiling from inside fixture housing. End trims are removable for continuous row mounting.

Construction: Fixture housing is die formed of heavy gauge steel in conjunction with die embossments to insure maximum rigidity and dimensional stability. Edges are rounded for optimum safety.

Shielding: 100% virgin acrylic is standard. All shielding options are completely enclosed in a heavy gauge steel frame which is invisibly hinged. (See reverse for optional frames and shielding.)

Finish: All metal parts are thoroughly cleaned and treated with a phosphate coating to prevent rust. Surfaces are electrostatically sprayed with high quality white enamel for maximum reflectance.

Wiring: Access plate provides easy access through top of fixture to ballast leads. Standard voltage is 120v.

Approval: All units are (UL) listed.

Ordering information

Catalog #	Lamp	Catalog #	Lamp	Catalog #	Lamp
ELECTRONIC T12		ELECTRONIC OCTRON T8		BIAX	
RWF140UAEB	1-FB40	RWF18UAEBO	1-FB31(1 ^{5/8} "	RWF2240BXEBO	2-F40BIAX
RWF240UAEB	2-FB40	RWF140UAEBO	1-FB31(6"	RWF2340BXEBO	3-F40BIAX
RWF220AEB	2-F20T12	RWF28UAEBO	2-FB31(1 ^{5/8} "		
RWF320AEB	3-F20T12	RWF240UAEBO	2-FB31(6"		
RWF420AEB	4-F20T12	*RWF38UAEBO	3-FB31(1 ^{5/8} "		
		RWF220AEBO	2-F17T8		
		*RWF320AEBO	3-F17T8		
		*RWF420AEBO	4-F17T8		

*Standard Unit - single ballast-for dual switching add suffix "/2". Example: **RWF320AEBO/2**.



RECESS TROFFER FLANGE 2X2

Shielding Options for shield options change "A" to: Accessories Add Suffix

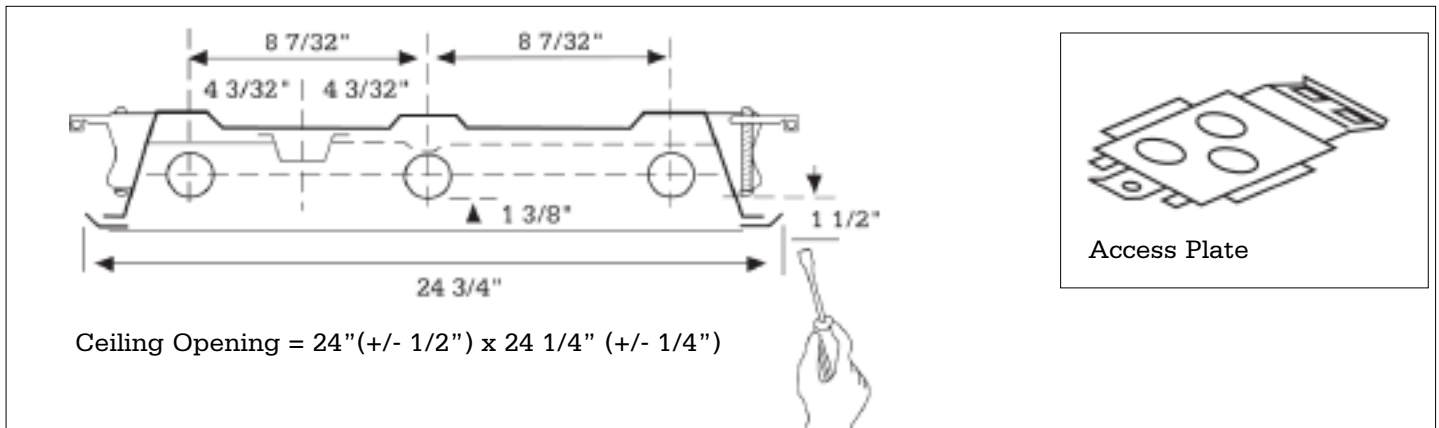
A125	.125 Prismatic Acrylic.
A156	.156 Prismatic Acrylic.
DR	High Impact Prismatic Acrylic.
FOA	Flat Opal Acrylic.
DPA	Drop Opal Acrylic Dish.
PL	1/2 x 1/2 x 1/2 White Cube Louver.
* PAS	9/16 x 9/16 x 1/2 Specular Silver Parabolic Louver.
* PAS34	3/4 x 3/4 x 1/2 Specular Silver Parabolic Louver.
* PVS	1 1/2 x 1 1/2 x 1 Specular Silver Parabolic Louver.
PVW	1 1/2 x 1 1/2 x 1 White Parabolic Louver.
* Prismatic Acrylic/Parabolic Louver Combination Example: PASAL .	

REF	Internal Polished Aluminum Reflector.
REFS	Internal Specular Silver Reflector.
NY	New York City Approved - 20GA.
EM	Emergency Ballast-Standard Light 1Lamp. (For 2 Lamp Ballast - EM/2).
DIM	Dimming Ballast.
RFI	Radio Interference Filter.
FS	External Fuse and Holder.
WP63	6' 3 Wire Whip.
MS	Master/Slave (6' Interconnect Standard).
PP	Shrink Wrap Pallet Less Cartons. Corrugated End Caps for Protection.
L	Lamped.

Frame Options

RG	White Regress Frame.
RGB	Black Regress Frame.
TP	Tamper Proof Latches.
Example: RWF240URGAEB	

Installation Data



Photometrics

Photometric Information available upon request.

