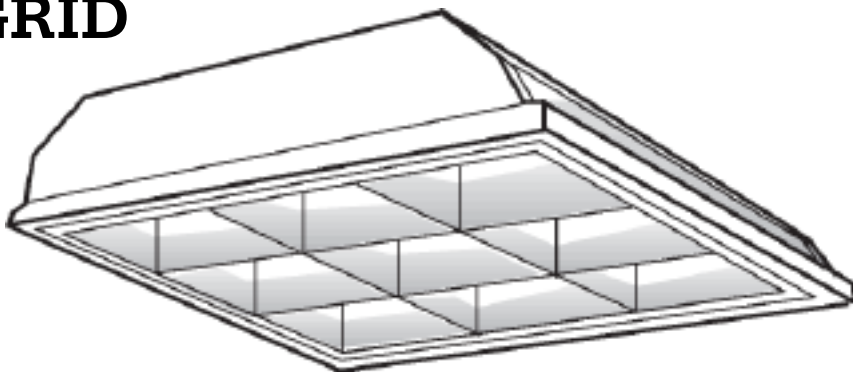


SCG SERIES DEEP CELL 2X2 GRID

Semi-specular aluminum deep cell parabolic recessed grid troffer designed for installation in exposed T-Bar acoustical ceiling. Parabolic luminaires are designed to provide superior low brightness combined with high visual comfort



Specifications

Mounting: Units are designed to be installed into recessed inverted T-Bar ceilings. All units have wire hanger tabs for independent wire suspension.

Construction: Fixture housing is die formed of heavy gauge steel in conjunction with die embossments to insure maximum rigidity and dimensional stability.

Louver: Large cell 3" deep low iridescence anodized aluminium in a matte finish parabolic louvers are precision mitered, rigidly interlocked to maintain parabolic contours assuring a high visual comfort (VCP) rating. Anodized louvers resist stains and scratches and can be cleaned

repeatedly without damage to finish. Louver has full bordered black reveal and hinges from either side without use of tools.

Finish: All steel parts are thoroughly cleaned and treated with a phosphate coating to prevent rust. Surfaces are electrostatically sprayed with high quality white enamel for maximum reflectance.

Wiring: Access plate provides easy access through top of fixture to ballast leads. Standard voltage is 120v.

Approval: All units are (UL) listed.

Ordering information

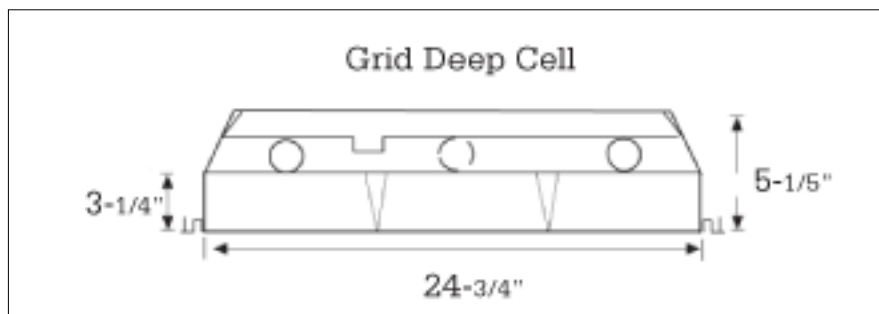
Catalog #	Lamp	Cell	Catalog #	Lamp	Cell	Catalog #	Lamp	Cell
ELECTRONIC T12			ELECTRONIC OCTRON T8			BIAX		
SCG22240U9EB	2-FB40	9	SCG2228U9EBO	2-FB31(1 ^{5/8"})	9	SCG22240BX9EBO	2-F40BIAX	9
SCG222209EB	2-F20T12	9	SCG22240U9EBO	2-FB31(6")	9	SCG22340BX9EBO	3-F40BIAX	9
SCG223209EB	3-F20T12	9	SCG222209EBO	2-F17T8	9	SCG22340BX16EBO	3-F40BIAX	16
SCG22240U16EB	2-FB40	16	* SCG223209EBO	3-F17T8	9			
SCG2232016EB	3-F20T12	16	SCG2228U16EBO	2-FB31(1 ^{5/8"})	16			
SCG2242016EB	4-F20T12	16	SCG22240U16EBO	2-FB31(6")	16			
			* SCG2232016EBO	3-F17T8	16			
			* SCG2242016EBO	4-F17T8	16			

* Standard unit - single ballast - for dual switching add suffix "/2". Example: SCG223209EBO/2.



SCG SERIES DEEP CELL 2X2 GRID

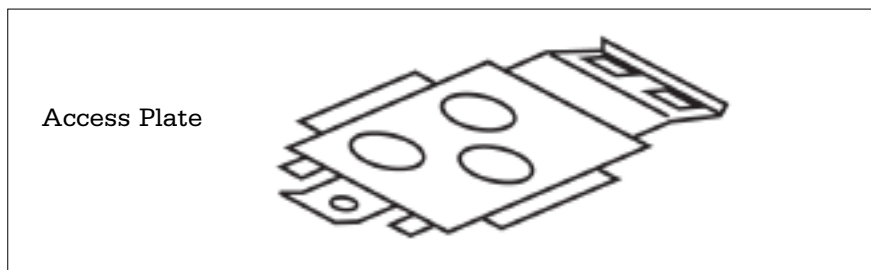
Dimensional Data



Accessories Add Suffix

- REF** Internal Polished Aluminum Reflector.
- REFS** Internal Specular Silver Reflector.
- NY** New York City Approved - 20GA.
- EM** Emergency Ballast-Standard Light 1Lamp.
(For 2 Lamp Ballast -**EM/2**).
- DIM** Dimming Ballast.
- RFI** Radio Interference Filter.
- FS** External Fuse and Holder.
- WP63** 6' 3 Wire Whip.
- MS** Master/Slave (6' Interconnect Standard).
- PP** Shrink Wrap Pallet Less Cartons.
Corrugated End Caps for Protection.
- L** Lamped

Installation Data



Photometrics

Photometric Information available upon request.

