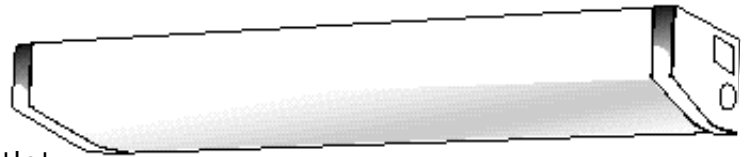
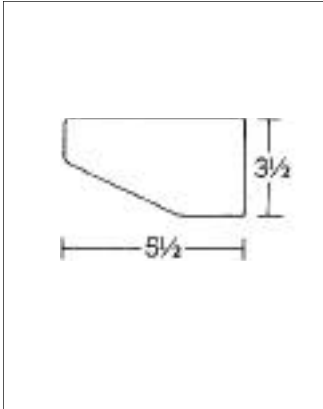


ACB SERIES



Contemporary one or two lamp wall bracket with switch and convenience outlet standard. The smooth milk white diffuser, balanced by sparkling chrome ends, supplies a soft comfortable light. Ideal for bath and powder rooms.

Dimensional Data



Specifications

Construction: Fixture housing die-formed of heavy gauge cold roll steel provided with adequate knockouts and mounting holes for ease of installation.

Diffuser: Smooth extruded opal acrylic.

Finish: Standard exterior finish is polished chrome. (White finish optional). Interior surfaces electro-statically sprayed with a high quality white enamel with a minimum reflectance of 87%.

Wiring: White turn switch and grounded convenience outlet standard. Standard ballast 120 volt 60hertz.

Approval: All units are Underwriter's Laboratories (UL) approved.

ORDERING INFORMATION

Catalog # 1 Light	Catalog # 2 Light	Lamp	Length
----------------------	----------------------	------	--------

MAGNETIC

ACB115TS	ACB215TS	F15T12	18"
ACB120TS	ACB220TS	F20T12	24"
ACB130RS	ACB230ES	F30T12	36"
ACB140RS	ACB240ES	F40	48"

ELECTRONIC OCTRON

ACB120EBO	ACB220EBO	FO17T8	24"
ACB130EBO	ACB230EBO	FO25T8	36"
ACB140EBO	ACB240EBO	FO32T8	48"

Miniature twin tubes

ACB18/2PL13	2-13W	18"
ACB24/2PL13	2-13W	24"

For White Finish Add Suffix W Example: **ACB240WEBO**

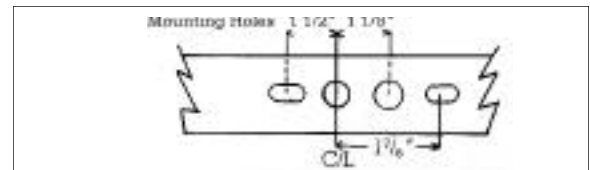
Options and Accessories Add Suffix

- *CW Low Temperature (0) Ballast
- *DIM Dimming Ballast
- EM Emergency Ballast (1 lamp)
- EM/2 Emergency Ballast (2 lamp)
- FS External fuse and holder
- GFI Ground Fault Circuit Interrupter
- NSW No Switch
- NCO No Outlet
- NSWCO No Switch or Outlet

*Available Magnetic T12 or Electronic T8.

•Note: Consult Factory on Compatibility EM/2 Option.

Installation Data



Photometrics

Photometric Information available upon request

NEW ENGLAND
LIGHTING
INCORPORATED

